

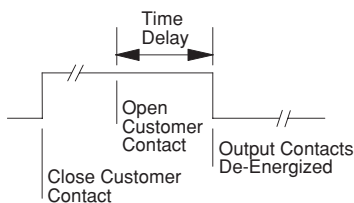


- Low Cost
- 1 Amp Output, 1NO
- Indicating LED
- Fixed or Adjustable Delays
- Screw Terminals or Push-On Tabs
- Voltages from 24 to 220 Volts
- Epoxy Filled

Operation

Off Delay

When input voltage is available, closure of the customer supplied contact (C1) will energize the load. When the contact is opened, the timing cycle begins. At the end of the timed period, the load will be de-energized. Re-closure of the contact during the timing cycle will reset the timer. The MGS also resets when the timed cycle is complete or the input voltage is removed.



Specifications

Electrical

Input Voltage: 24 to 220V $\pm 10\%$
Frequency: AC - 50/60Hz
 DC - Filtered to Full Wave

Time Delays:

Type: Adjustable, Factory Fixed or Remote
 Range: 100 Milliseconds to 5 Minutes
 Repeat Accuracy: $\pm 1\%$ with Fixed Conditions

Reset Times:

During Timing: 70 Milliseconds, Typical
 After Timing: 150 Milliseconds, Typical

Protection: Varistor and/or R-C Network

Power Consumption: 5VA

Output Ratings:

Type: Solid State
 Form: One Normally Open (1NO, Form A)
 Non-Isolated

Rating: 1 Amp Continuous @ 25°C

Resistive: 100%PF

Inductive: 75-80%PF

15 Amps Inrush, Non-repetitive

30 mAmps to ensure Turn-on

Physical

Mounting: Surface, #6 Screws

Termination:

Screw or .25" Push-On Tabs

Packaging: Epoxy Filled

Weight: 4 Oz.

Ambient Temperatures

Operating: 0°C to 65°C

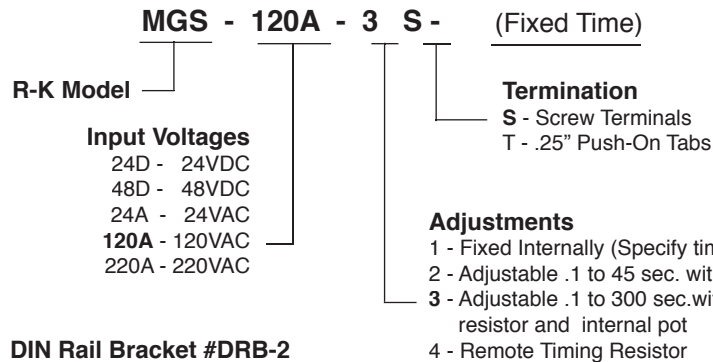
Storage: -30°C to 85°C

Notes:

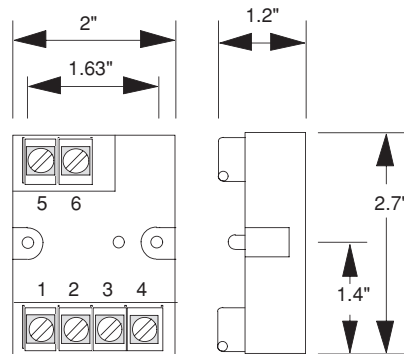
Remote Timing Resistors—multiples of 2.7 megohms will increase the time delay by 1 minute $\pm 20\%$.

For adjustment codes 3 & 4 a jumper or resistor must be installed across terminals 5 and 6 to allow the timer to time out.

Ordering Information



Dimensions



Connections

MS = Load (Motor Starter)

C1 = Control Contact

